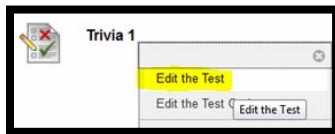
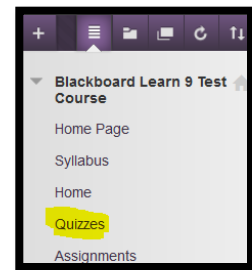


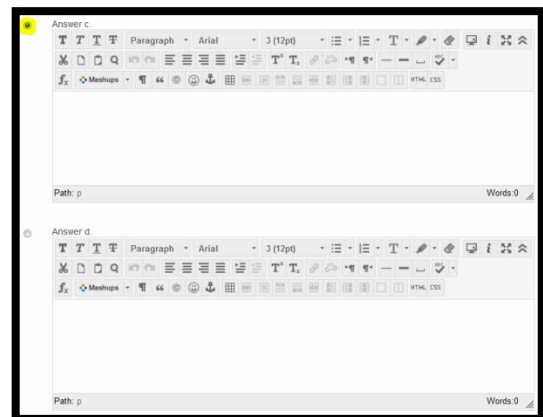
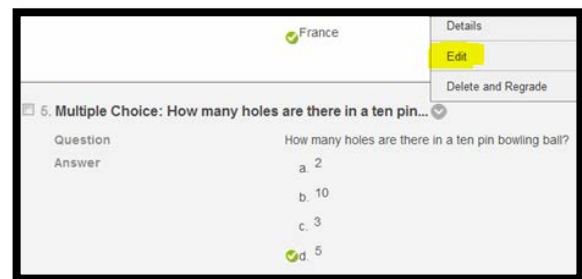
Editing Quizzes After Being Deployed

After a test has been deployed and the test due date has passed, it is possible to edit quiz question(s) that were initially set incorrectly. To do so, follow the steps below:

1. Click the content area where the quiz was posted (in this example, “Quizzes”).
2. Click the contextual menu to the right of the quiz you wish to edit and select **Edit the Test**.



3. You can edit, delete, or change the point values of test questions on this page. If necessary, test attempts will be re-graded after you submit your changes. Make a note of the answer options in order to assist you with the next step. Click the contextual menu to the right of the question you would like to correct, and select **Edit**.
4. Unfortunately, Blackboard will not display the answer options in this window (this is why you were asked to make a note of the answer options in the previous step). Select the radio button of the correct answer (in our example we are changing the answer from D to C).



5. Scroll down and click **Submit and Update Attempts**.
6. A message will appear informing you of the number of attempts that will be re-graded. Click **OK**.
7. A successful confirmation message should appear as shown below. Grades in the Gradebook should be re-graded accordingly.

