

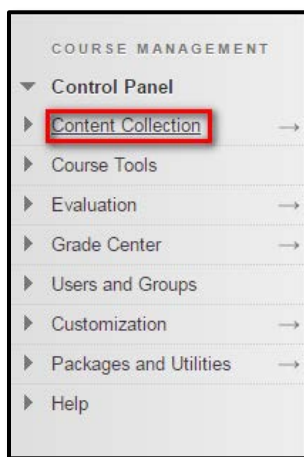
## Setting File Permissions for Students in Blackboard

If a course contains Adobe Captivate videos or SoftChalk lessons in your course, extra file permissions will need to be added for students to be able to view the contents.

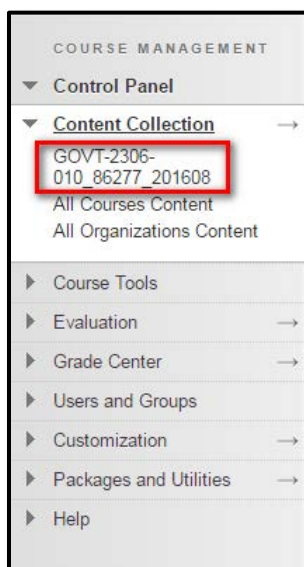
The steps below will resolve students receiving an error message or blank screen when selecting to view a Captivate Video or SoftChalk Lesson:

### To Set File Permissions for Students

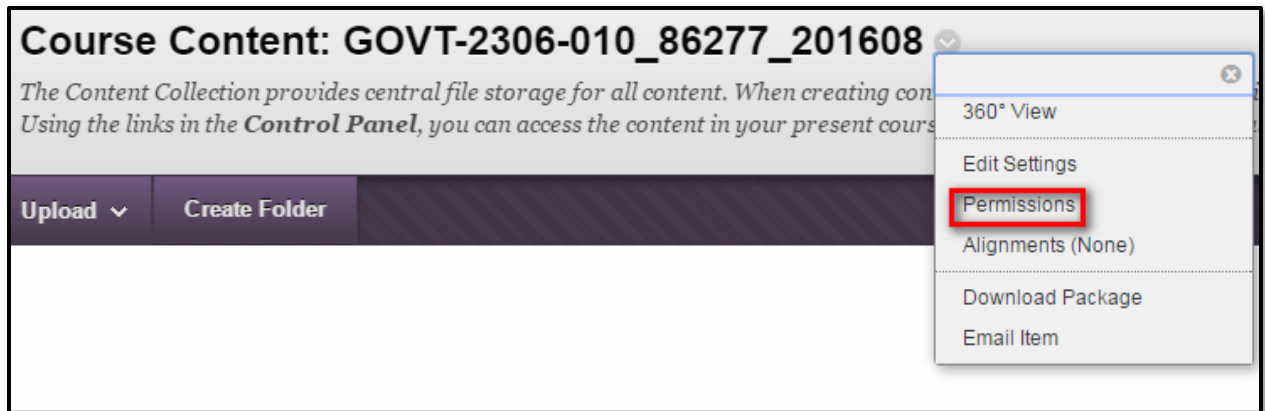
1. Within a course, select **Content Collection** under the Control Panel of Course Management Options.



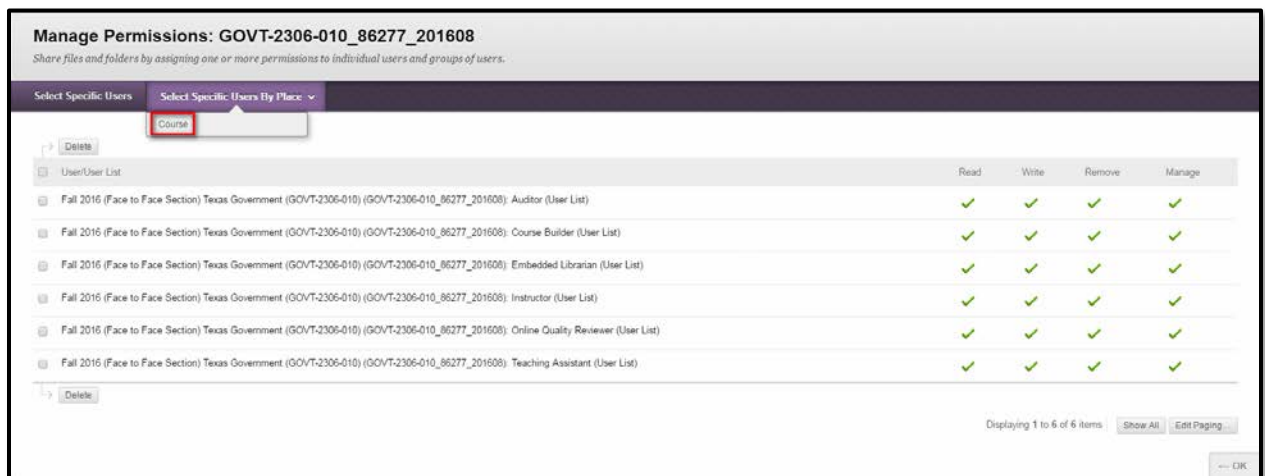
2. Select the **Course ID**.



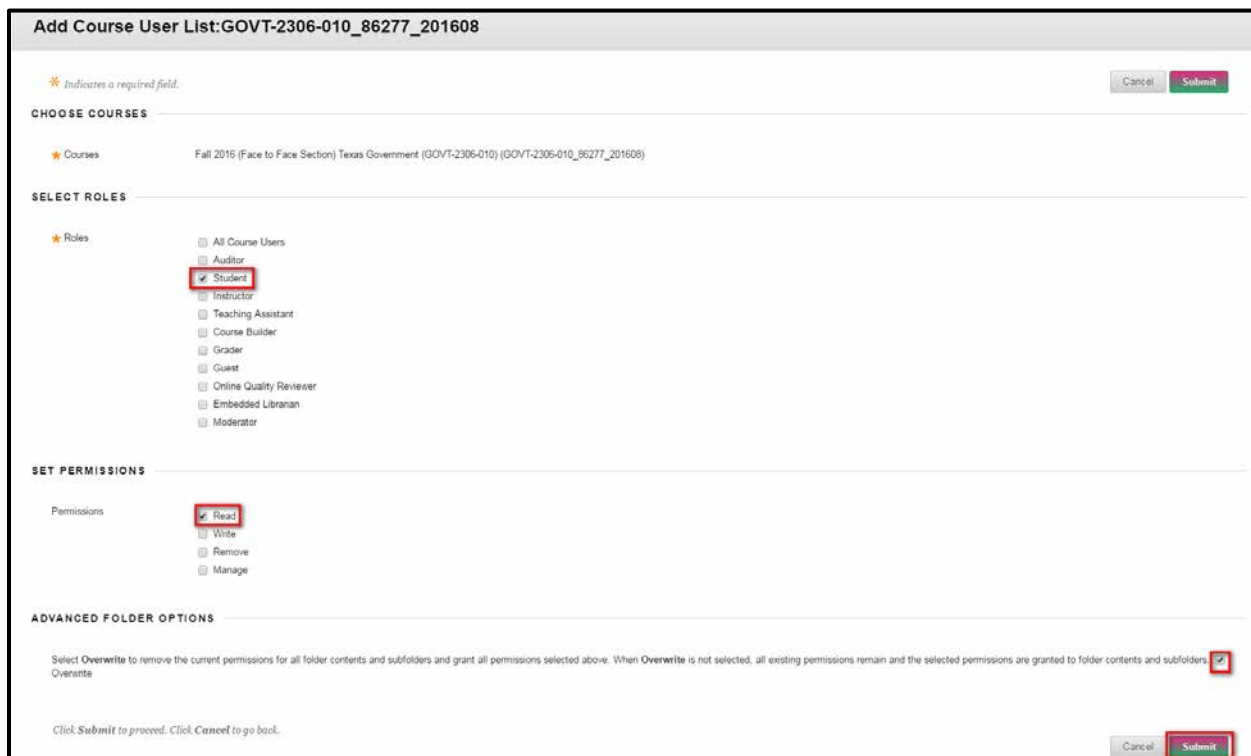
3. Navigate to the drop down arrow of the Course Content title and select **Permissions**



4. From the Manage Permissions page, select the **Select Specific Users By Place** option then select **Course**.



- From the Add Course User List page, select the **Student** role, set the Permissions to **Read**, and select **Overwrite** under the Advanced Folder Options and **Submit**.



**Add Course User List:GOVT-2306-010\_86277\_201608**

*\* Indicates a required field.* Cancel Submit

**CHOOSE COURSES**

*\* Courses* Fall 2016 (Face to Face Section) Texas Government (GOVT-2306-010) (GOVT-2306-010\_86277\_201608)

**SELECT ROLES**

*\* Roles*

- All Course Users
- Auditor
- Student
- Instructor
- Teaching Assistant
- Course Builder
- Grader
- Guest
- Online Quality Reviewer
- Embedded Librarian
- Moderator

**SET PERMISSIONS**

Permissions

- Read
- Write
- Remove
- Manage

**ADVANCED FOLDER OPTIONS**

Select **Overwrite** to remove the current permissions for all folder contents and subfolders and grant all permissions selected above. When **Overwrite** is not selected, all existing permissions remain and the selected permissions are granted to folder contents and subfolders.

*Overwrite*

*Click Submit to proceed. Click Cancel to go back.* Cancel Submit

- Success message: Action has succeeded.

**Action has succeeded.**

**If you have any questions about setting file permissions in Blackboard, please contact our Blackboard Support Team by phone at ext.1960 or toll-free 1(866)744-8900 – option #3 or by email: [support.citde@tarleton.edu](mailto:support.citde@tarleton.edu)**