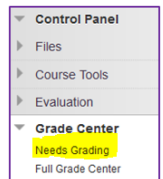


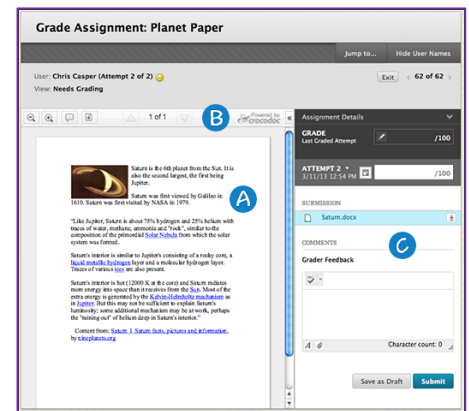
## INLINE GRADING ASSIGNMENT IN BLACKBOARD LEARN+9

- Inline Assignment Grading is an improvement to the workflow for grading Assignments in Blackboard Learn. Instead of requiring instructors to download student-submitted files to view or edit those submissions, instructors will now be able to view student-submitted files “inline,” i.e. in the web browser, without requiring any plug-ins, applets, or additional applications. Supported document types that can be converted are Word (.doc, .docx), PowerPoint (.ppt, .pptx), Excel (.xls, .xlsx), and PDF (.pdf).

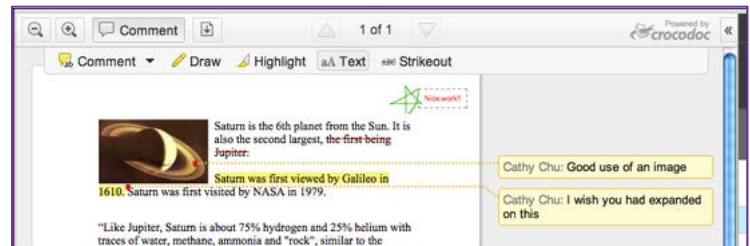
- The converted document is displayed in a viewer on the Grade Assignment page by selecting the Control Panel → Grade Center → Needs Grading



- Review and comment directly in the document.
- From the inline viewer toolbar you can zoom the contents of the document in or out, open the annotation tools menu to comment in the document, download the document and move from page to page.
- Grade the submission from the inline grading sidebar. From here you can view the assignment details, the grading rubric and each attempt. You can type an overall grade and grades for each attempt as well as provide feedback to your students without leaving the page.



- Files that have been uploaded and converted for display in the inline viewer can be annotated directly within the browser. The tools available for annotation are: Comment, Draw, Highlight, Text and Strikeout.



- The Inline Assignment Feature introduces a new sidebar for inline grading. This sidebar provides assignment details, previous attempts, the grade, rubrics, grading notes and grader feedback.

To learn more about Inline Grading for Assignments [watch](#) a short video.

