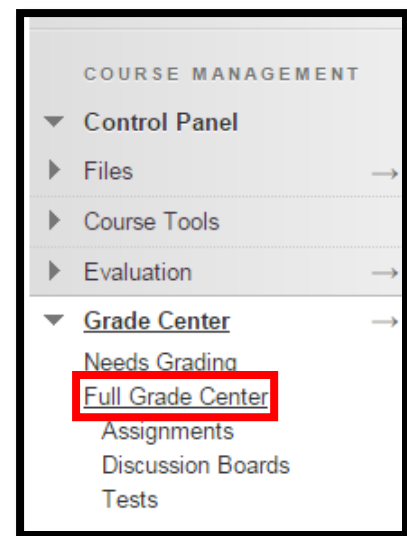
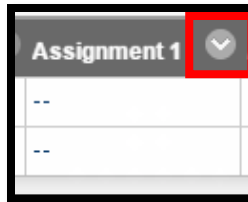


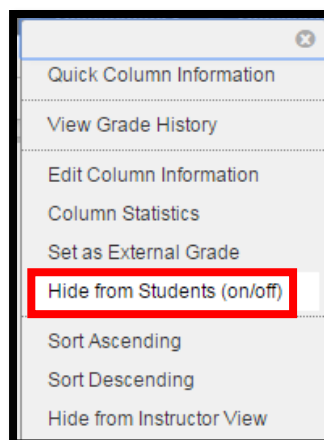
## Show/Hide Grade Column from students

You can show or hide a grade column if you wish so the students cannot view their grade until you manually enable them to do so.

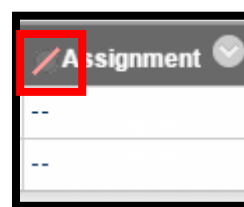
1. Navigate to the **Grade Center** under the **Control Panel** and click **Full Grade Center**
2. Find the desired column you wish to show or hide and click the **Drop down arrow** to expand the menu.  
(Note: Columns are shown by default)



3. Click on **Hide from Students (on/off)**



4. The icon in the red box below represents that the column is **hidden** to students.



**Note:** Follow the steps above if you wish to **Show** a column that has been hidden. Once shown the hidden icon will disappear, and the students will be able to view the column.