

Google Forms

Google Forms is a powerful survey tool that can be used by professors and students alike.

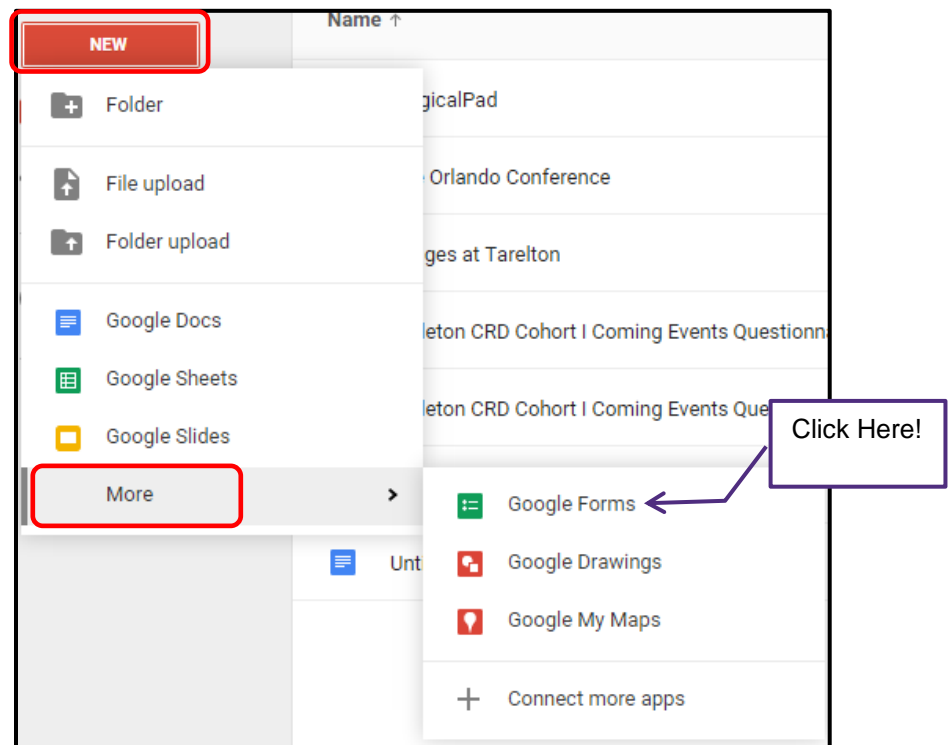
Using Google Forms in the Classroom:

1. Easily create surveys and distribute them via an internet link.
2. Link the data with Google Sheets for powerful analysis tools.


How to Start Using Google Forms:

To access Forms from Google, follow the steps below:

1. Open your web browser -> **Navigate to <https://drive.google.com> (must have a Google account)**
-> **New -> More -> Forms**




Welcome to the new Google Forms!



1. Create

Make forms quickly with keyboard shortcuts and auto-saved changes


[Get started](#)



2. Share


Work together to build forms with others in real-time

[Learn more](#)



3. Send

Invite people to respond via email and social networks



4. Analyze

Send responses to a spreadsheet for powerful analysis

Types of questions/fields Google Forms can do:

BASIC	ADVANCED	LAYOUT
ABC Text	▬▬▬ Scale	≡ Section header
¶ Paragraph text	☐ Grid	☐ Page break
● Multiple choice	📅 Date	🖼 Image
☑ Checkboxes	🕒 Time	🎬 Video
▾ Choose from a list		

View the [Google for Education website](#) for more information on using Google Forms.